

APPROVALS



ENGINEERING CODE
944LV95

APPROVED REFRIGERANT
R-404A

POWER SUPPLY
230 V 50 Hz

STANDARD CONDITIONS
EN12900

APPLICATION
MBP

COOLING CAPACITY
1648 W (MBP)

EFFICIENCY
1.7 W/W (MBP)

MOTOR TYPE
CSCR

STARTING TORQUE
HST

DATA

General Data

Type	Hermetic reciprocating
Technology Type	On-Off
Displacement	21.71 cm ³
Compressor Cooling	Fan/NotControlled/230
Fan Air Flow	800 m ³ /h
Expansion Device	Capillary Tube or Expansion Valve
Horse Power	1 hp
Max Condensing Pressure Operating	24.71 bar
Max Condensing Pressure Peak	27.71 bar
Power Supply	230 V 50 Hz
Evaporating Temperature Range	-20 °C to 10 °C

Electrical Data

Motor type	CSCR
Starting Torque	HST
Start Winding Resistance	7.8 Ω at 25° C
Run Winding Resistance	2.12 Ω at 25° C

Mechanical Data

Maximum Recommended Refrigerant Charge	800 g
Oil Charge	750 ml
Oil Type Configuration	ESTER
Oil Type Viscosity	ISO22
Pressurization	Dry air charge
Weight	20.7 Kg
Free Internal Volume	3.9 L

Electrical Components

	Description
Run Capacitor	20
CSR / CSIR Box	YES
Motor Protection	T0736/C9
Starting Device	RVA4M3C-110
Start Capacitor	88-108 Uf/330 V

External Characteristics

Base Plate	Large	
Tray Holder	No	
Height	265 mm	
Connector	Internal Diameter	Shape
Suction	9.6 mm	Vertical/Copper
Discharge	8 mm	Slanted J/Copper
Process	6.42 mm	Vertical/Copper

PERFORMANCE

Rated Points

Condensing Temperature	Evaporating Temperature	Cooling Capacity	Power Consumption	Gas Flow Rate	Efficiency
45.00°C	-10.00°C	1648 W	971 W	49.48 kg/h	1.7 W/W

Test Condition: EN12900MBP, Fan/NotControlled/230, Return Gas 20°C, Evaporation -10.00°C, Condensing 45.00°C, Ambient 35°C, Liquid 45°C, Subcooling OK. Data in accordance to EN

12900:2013 and AHRI 540:2015 polynomial equation and uncertainty guidance.

Performance Curve Data

Condensing Temperature 35°C

Evaporating Temperature °C	Cooling Capacity W	Power W	Gas Flow Rate kg/h	Efficiency W/W
-20	1231	761	31.92	1.62
-15	1589	836	41.53	1.9
-10	2017	909	53.15	2.22
-5	2512	979	66.92	2.57
0	3075	1045	82.96	2.94
5	3706	1106	101.41	3.35
10	4403	1163	122.41	3.79

Test Condition: EN12900MBP, Fan/NotControlled/230, Return Gas 20°C, Ambient 35°C, Subcooling OK. Data in accordance to EN 12900:2013 and AHRI 540:2015 polynomial equation and uncertainty guidance.

Condensing Temperature 45°C

Evaporating Temperature °C	Cooling Capacity W	Power W	Gas Flow Rate kg/h	Efficiency W/W
-20	991	780	29.20	1.27
-15	1292	877	38.40	1.47
-10	1648	971	49.48	1.7
-5	2059	1061	62.59	1.94
0	2525	1147	77.85	2.2
5	3045	1229	95.40	2.48
10	3619	1306	115.37	2.77

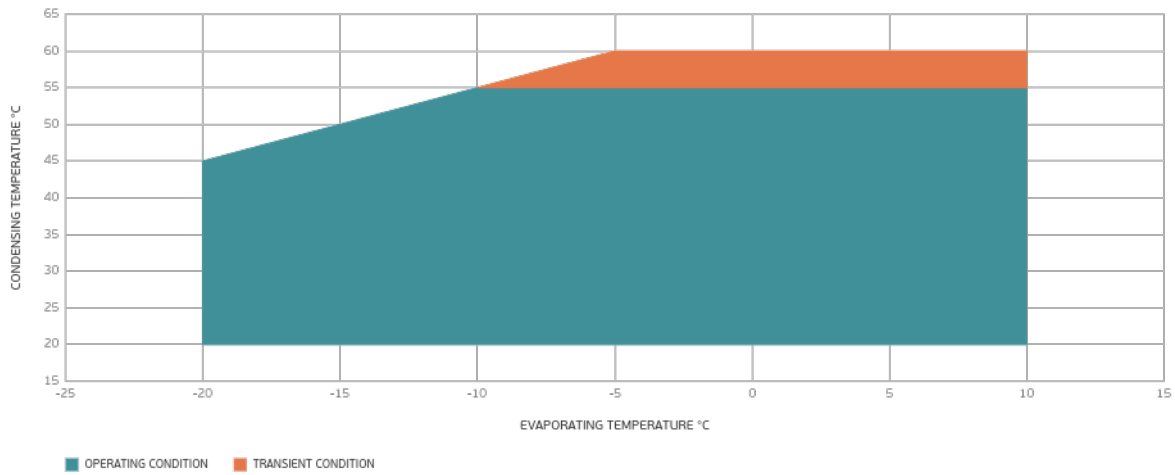
Test Condition: EN12900MBP, Fan/NotControlled/230, Return Gas 20°C, Ambient 35°C, Subcooling OK. Data in accordance to EN 12900:2013 and AHRI 540:2015 polynomial equation and uncertainty guidance.

Condensing Temperature 55°C

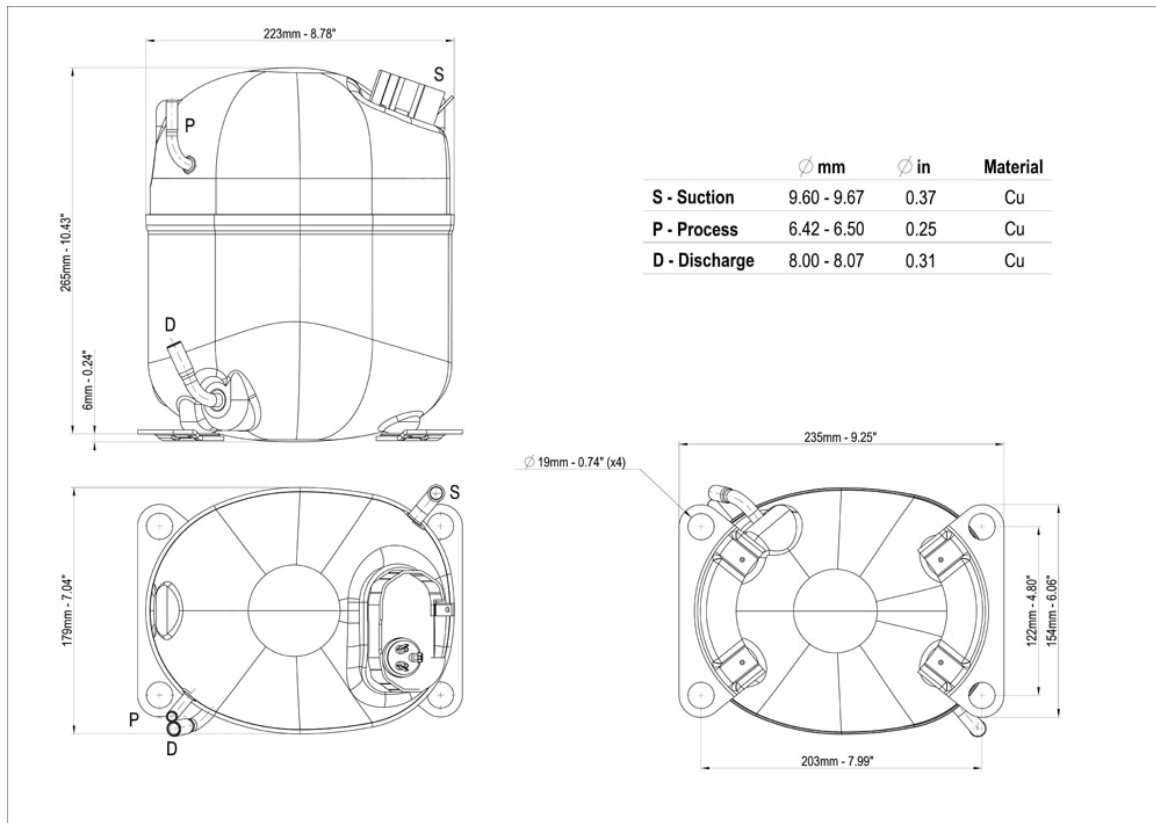
Evaporating Temperature °C	Cooling Capacity W	Power W	Gas Flow Rate kg/h	Efficiency W/W
-20	726	787	25.16	0.92
-15	969	905	33.92	1.07
-10	1254	1020	44.45	1.23
-5	1582	1132	56.87	1.4
0	1951	1240	71.33	1.57
5	2361	1343	87.96	1.76
10	2811	1441	106.88	1.95

Test Condition: EN12900MBP, Fan/NotControlled/230, Return Gas 20°C, Ambient 35°C, Subcooling OK. Data in accordance to EN 12900:2013 and AHRI 540:2015 polynomial equation and uncertainty guidance.

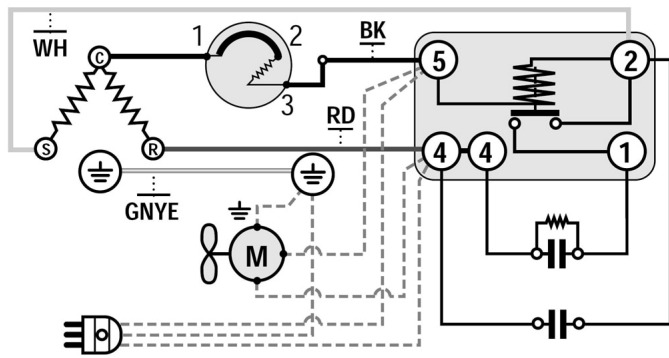
Operating Envelope



External Dimensions



Wiring Diagram



Assembly Instructions

