



APPROVALS



 **ENGINEERING CODE**
957MA51

 **APPROVED REFRIGERANT**
R-404A

 **POWER SUPPLY**
220-240 V 50 Hz

 **STANDARD CONDITIONS**
EN12900

 **APPLICATION**
MBP

 **COOLING CAPACITY**
584 W (MBP)

 **EFFICIENCY**
1.63 W/W (MBP)

 **MOTOR TYPE**
CSIR

 **STARTING TORQUE**
HST

DATA

General Data

Type	Hermetic reciprocating
Technology Type	On-Off
Displacement	7.28 cm ³
Compressor Cooling	Fan/NotControlled/220
Fan Air Flow	520 m ³ /h
Expansion Device	Capillary Tube or Expansion Valve
Horse Power	1/3 hp
Max Condensing Pressure Operating	24.71 bar
Max Condensing Pressure Peak	27.71 bar
Power Supply	220-240 V 50 Hz
Evaporating Temperature Range	-20 °C to 10 °C

Electrical Data

Motor type	CSIR
Starting Torque	HST
Start Winding Resistance	28.2 Ω at 25° C
Run Winding Resistance	6.1 Ω at 25° C

Mechanical Data

Maximum Recommended Refrigerant Charge	350 g
Oil Charge	350 ml
Oil Type Configuration	ESTER
Oil Type Viscosity	ISO22
Pressurization	Dry air charge
Weight	10.4 Kg
Free Internal Volume	2.1 L

Electrical Components

	Description
Starting Device	Relay MTRP-41*
Motor Protection	T0874/G6
Start Capacitor	43-53 Uf/330 V

External Characteristics

Base Plate	European	
Tray Holder	No	
Height	188 mm	
Connector	Internal Diameter	Shape
Suction	8.1 mm	Slanted 42°/Copper
Discharge	6.1 mm	Straight/Copper
Process	6.1 mm	Slanted 42°/Copper

PERFORMANCE

Rated Points

Condensing Temperature	Evaporating Temperature	Cooling Capacity	Power Consumption	Gas Flow Rate	Efficiency
45.00°C	-10.00°C	584 W	358 W	17.54 kg/h	1.63 W/W

Test Condition: EN12900MBP, Fan/NotControlled/220, Return Gas 20°C, Evaporation -10.00°C, Condensing 45.00°C, Ambient 35°C, Liquid 45°C, Subcooling 0K. Data are an indication of performance based simulation.

Performance Curve Data

Condensing Temperature 35°C

Evaporating Temperature °C	Cooling Capacity W	Power W	Gas Flow Rate kg/h	Efficiency W/W
-20	469	290	12.13	1.62
-15	577	305	15.10	1.89
-10	707	323	18.64	2.19
-5	859	345	22.89	2.49
0	1037	369	27.96	2.81
5	1241	395	34.00	3.14
10	1474	424	41.11	3.47

Test Condition: EN12900MBP, Fan/NotControlled/220, Return Gas 20°C, Ambient 35°C, Subcooling OK. Data are an indication of performance based simulation.

Condensing Temperature 45°C

Evaporating Temperature °C	Cooling Capacity W	Power W	Gas Flow Rate kg/h	Efficiency W/W
-20	389	297	11.46	1.31
-15	477	327	14.20	1.46
-10	584	358	17.54	1.63
-5	711	390	21.59	1.82
0	859	422	26.49	2.03
5	1031	455	32.36	2.27
10	1227	487	39.31	2.52

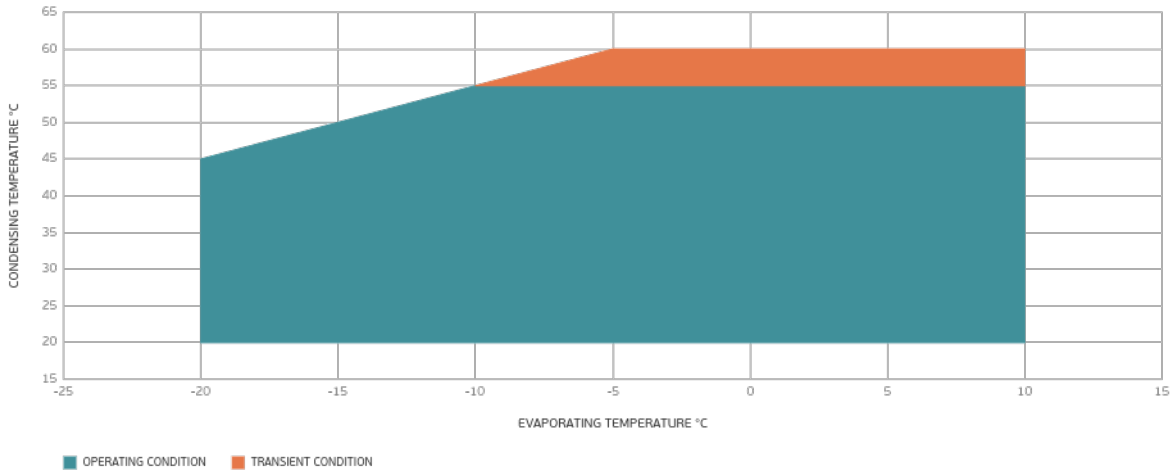
Test Condition: EN12900MBP, Fan/NotControlled/220, Return Gas 20°C, Ambient 35°C, Subcooling OK. Data are an indication of performance based simulation.

Condensing Temperature 55°C

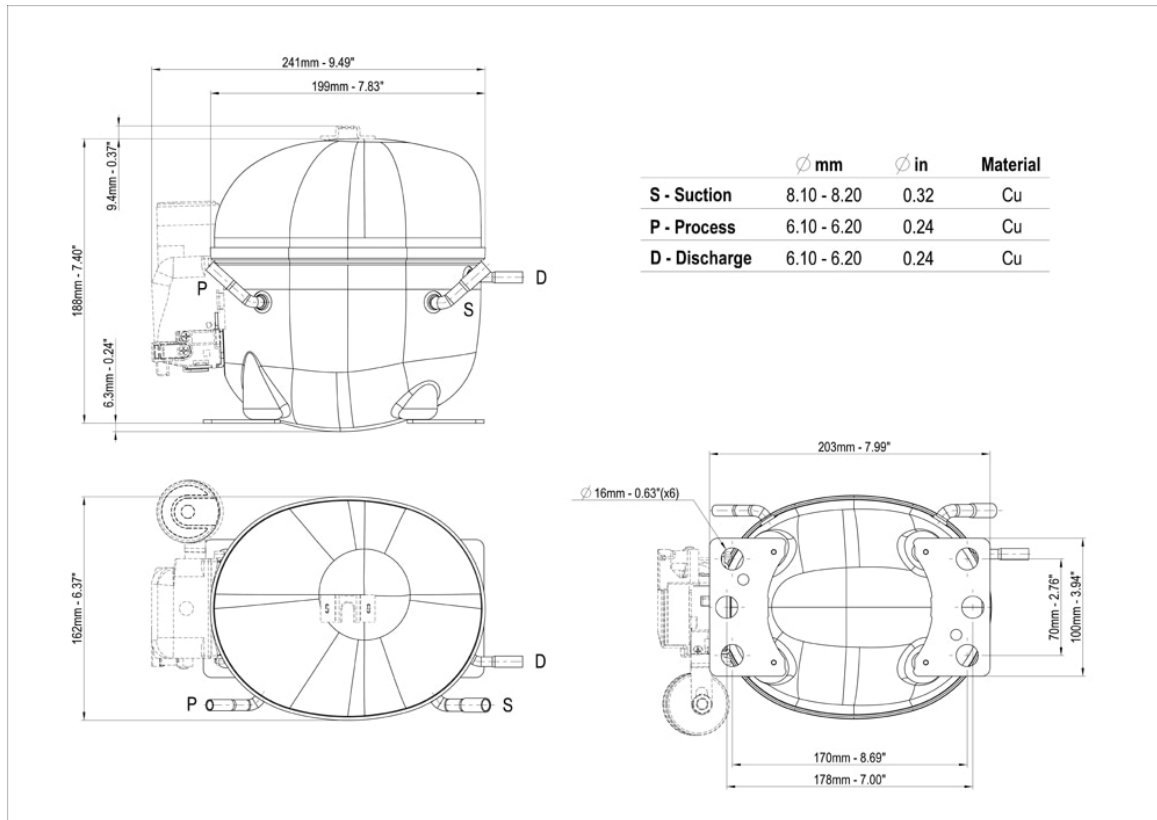
Evaporating Temperature °C	Cooling Capacity W	Power W	Gas Flow Rate kg/h	Efficiency W/W
-20	315	319	10.94	0.99
-15	382	357	13.39	1.07
-10	465	394	16.45	1.18
-5	563	430	20.25	1.31
0	680	463	24.90	1.47
5	817	495	30.53	1.65
10	975	524	37.28	1.86

Test Condition: EN12900MBP, Fan/NotControlled/220, Return Gas 20°C, Ambient 35°C, Subcooling OK. Data are an indication of performance based simulation.

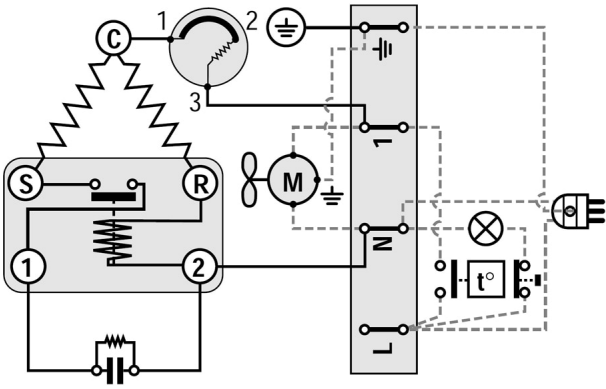
Operating Envelope



External Dimensions



Wiring Diagram



Assembly Instructions

